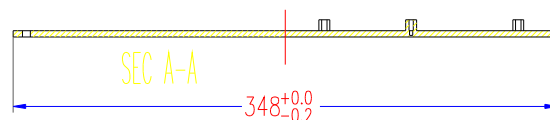
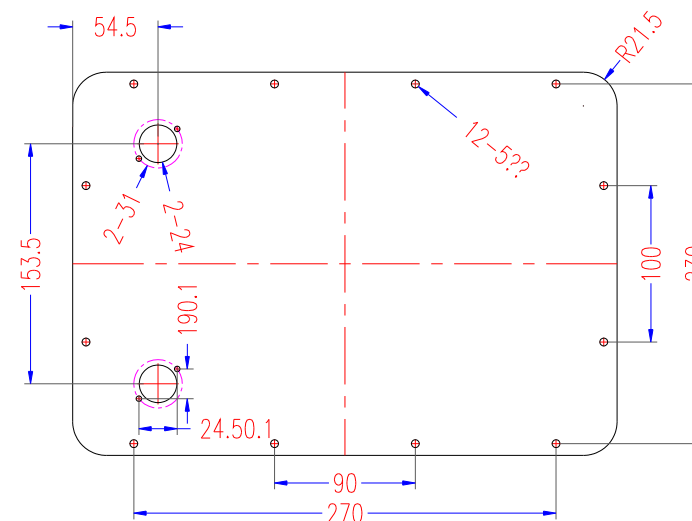
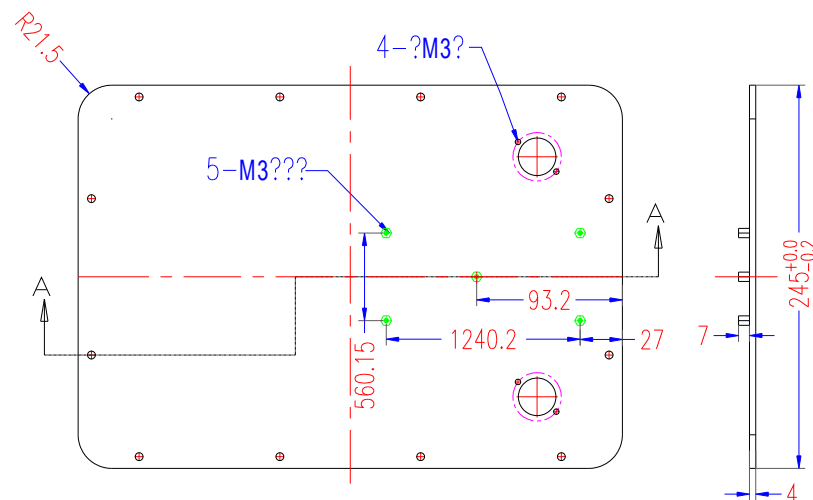
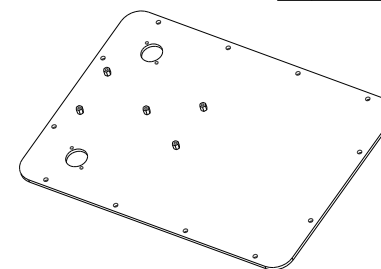



REVISIONS				
REV	DESCRIPTION	CHK	ENG	DATE



NOTES:

1. MATERIAL: Aluminum 1060
2. FINISH: SURFACE BLACK STATIC POWDER SLENDER CORRUGATION FINISH
PART SHALL EXHIBIT NO WHITE RUST AFTER 600 HR
3. Rivet the copper pole, make sure it's not loose.
4. There must be no riveting mark.
5. Ensure the same height of each copper pole after riveting.
6. No visible sew in the face where the copper pole is rivet in after sanding.
7. No defect of painting or scratch.
8. No visible thread on the copper pole.
9. No scratch and dent on the surface when punching.
10. Make sure the size of four R corners and the size of Length,
Wide and Height are correct when sanding.
11. Package separately

Unless otherwise specified dimensions are in millimeter. Tolerances are: Decimals Angles X. +/- +/- .X +/- 0.35 .XX +/- 0.10	THIRD ANGLE PROJECTION	LEVEL	DRAFTER	DATE:	ELDER AUDIO MANUFACTORY The Third Industrial District Wenzang Dongguan Guangdong 523121 China.				
		3	CHECKER	09-09-08					
	MATERIAL: See Notes	2	ENGINEER	09-09-08	DESCRIPTION				
	FINISH: See Notes	1	APP BY	09-09-08	SIZE	FSCM	CLASS	DWG NO.:	REV
					C			B2-DZB-29	01
					SCALE: NONE			SHEET 1 of 1	